

EVOLUTION HIGH SECURITY HINGES

FOR ALL DOORS



ENGINEERED FOR STRENGTH, STYLED FOR SUBTLETY.

The original fit and forget door hinge, our Evolution enhanced security hinge for UPVC doors offers a combination of high security, a choice of 10 finishes and designed for fast-fitting.

The Evolution Enhanced Security Door Hinge is the perfect blend of intelligent design and advanced engineering. Built to deliver exceptional durability, ease of installation, and high-security performance, this hinge is ideal for residential and commercial door systems that demand both strength and style.

With a robust construction and refined, low-profile sightlines, it offers discreet elegance in ten high-quality finishes - allowing it to integrate seamlessly with a wide range of architectural aesthetics and door profiles.

EFFORTLESS 3D ADJUSTMENT

This hinge offers **three-dimensional adjustability**:

- **Lateral ($\pm 4\text{mm}$)**
- **Vertical ($+4\text{mm}$)**
- **Compression ($\pm 1\text{mm}$)**

Adjustments can be made quickly and easily using a standard Allen key - no need to remove the door leaf. Saving time during installation as well as simplifying future maintenance or realignment.

VERSATILE PROFILE COMPATIBILITY

The Evolution hinge is designed to adapt to both **ovolo** and **chamfered** profiles. Optional **infill pieces** are available to ensure a perfect fit across a variety of frame styles, making it a versatile choice for fabricators and installers.

2 MAIN COMPONENTS

Frame and sash parts packed separately.



FOR UPVC DOORS.

SECURITY STARTS AT THE CORE

Features a **high-strength steel hinge pin** that resists tampering and forced entry. A **security grub screw** firmly secures the pin in place, offering peace of mind and ensuring compliance with high-security door standards.

DURABILITY MATTERS

This hinge has been subjected to rigorous testing, including **480 hours of salt spray exposure**. It's built to endure harsh weather conditions and maintain its appearance and function over time.

CERTIFIED TO INDUSTRY-LEADING STANDARDS



Enhanced Security

Complies with PAS24: 2022 requirements for doorsets, ensuring protection against attack methods.



Secured by Design

Meets the Police Preferred Specification, providing assurance that this product supports crime prevention through design.



BS EN 1935

Certified to the European standard for single-axis hinges, confirming performance, endurance, and safety in line with regulatory requirements.



Reliable

Cycle tested to 100,000, more than twice the industry standard.



UKCA & CE Marked

Fully certified for the UK and EU markets, ensuring compliance with all relevant construction and product safety regulations under both regimes.

CE	MILA, DAVENTRY, NN11 8RB, UK	14
1121-CPR-AC5036	EN1935: 2002	1 4 3 0 1 4 0 9



10 FINISHES



POLISHED GOLD



POLISHED CHROME



SMOKEY CHROME



SMOOTH SATIN



BLACK



WHITE



LIGHT OAK



BROWN



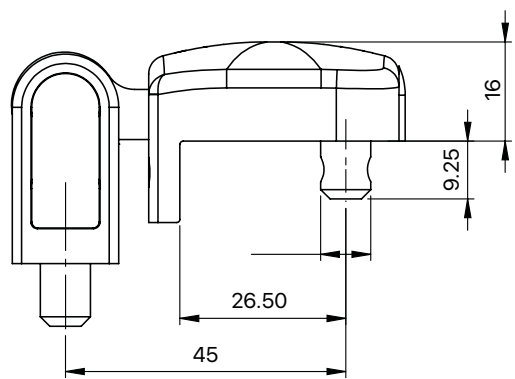
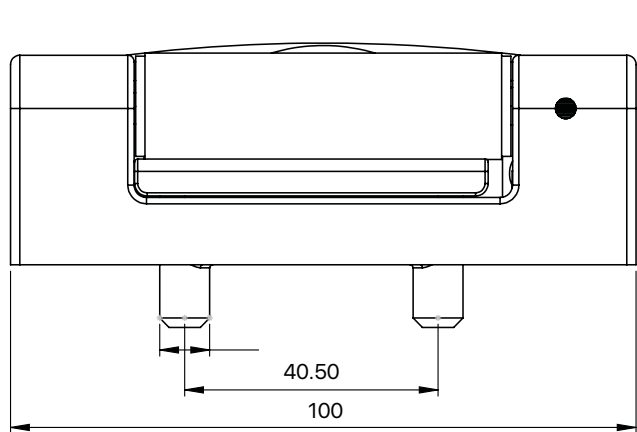
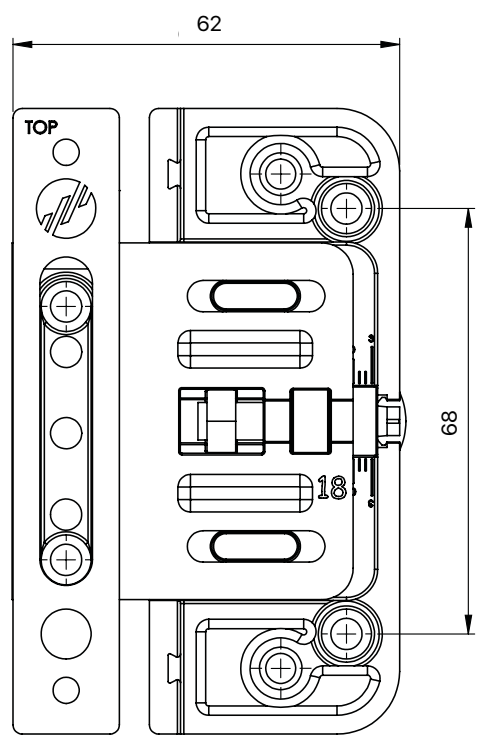
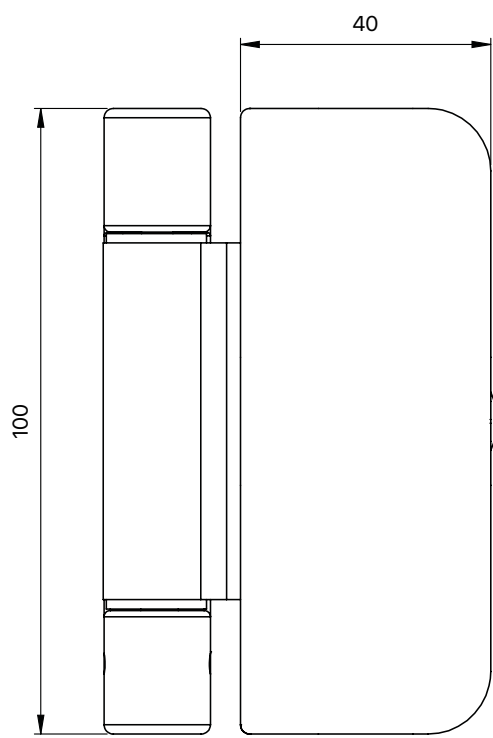
ANTHRACITE GREY



CHARTWELL GREEN

TECHNICAL SPECIFICATIONS

FOR UPVC DOORS



PART NUMBERS



Description	Polished Gold PVD	Polished Chrome	Smokey Chrome	Smooth Satin	Black	White	Light Oak	Brown	Anthracite Grey	Chartwell Green
Evolution UPVC Door Hinge Rebate 14/19	Evo Gold 14/19	Evo Chrome 14/19	Evo S/Chrome 14/19	Evo S/Satin 14/19	Evo Black 14/19	Evo White 14/19	Evo L/Oak 14/19	Evo Brown 14/19	Evo A/Grey 14/19	Evo Char/Green 14/19
Evolution UPVC Door Hinge Rebate 15/18	Evo Gold 15/18	Evo Chrome 15/18	Evo S/Chrome 15/18	Evo S/Satin 15/18	Evo Black 15/18	Evo White 15/18	Evo L/Oak 15/18	Evo Brown 15/18	Evo A/Grey 15/18	Evo Char/Green 15/18
Evolution UPVC Door Hinge Rebate 16/17	Evo Gold 16/17	Evo Chrome 16/17	Evo S/Chrome 16/17	Evo S/Satin 16/17	Evo Black 16/17	Evo White 16/17	Evo L/Oak 16/17	Evo Brown 16/17	Evo A/Grey 16/17	Evo Char/Green 16/17
Evolution UPVC Door Hinge Rebate 17/24	Evo Gold 17/24	Evo Chrome 17/24	Evo S/Chrome 17/24	-	Evo Black 17/24	Evo White 17/24	Evo L/Oak 17/24	Evo Brown 17/24	Evo A/Grey 17/24	Evo Char/Green 17/24
Evolution UPVC Door Hinge Rebate 18/23	Evo Gold 18/23	Evo Chrome 18/23	Evo S/Chrome 18/23	Evo S/Satin 18/23	Evo Black 18/23	Evo White 18/23	Evo L/Oak 18/23	Evo Brown 18/23	Evo A/Grey 18/23	Evo Char/Green 18/23
Evolution UPVC Door Hinge Rebate 19/22	Evo Gold 19/22	Evo Chrome 19/22	Evo S/Chrome 19/22	Evo S/Satin 19/22	Evo Black 19/22	Evo White 19/22	Evo L/Oak 19/22	Evo Brown 19/22	Evo A/Grey 19/22	Evo Char/Green 19/22
Evolution UPVC Door Hinge Rebate 20/21	Evo Gold 20/21	Evo Chrome 20/21	Evo S/Chrome 20/21	Evo S/Satin 20/21	Evo Black 20/21	Evo White 20/21	Evo L/Oak 20/21	Evo Brown 20/21	Evo A/Grey 20/21	Evo Char/Green 20/21

Profile related packers

Description	Black	White	Description	Black	White
Evolution Packers	024527	024526	Evolution Packers Deceunick 2800	024519	024518
Evolution Packers for Rehau systems	024481	024480	Evolution Packers for Profile 22, Optima Sculptured	025041	025040
Evolution Packers for Kommerling systems	024483	024482	Evolution Packers for Profile 22, Optima Chamfered	025043	025042
Evolution Packers for Status systems	024485	024484	Evolution Packers for VEKA FS70	025038	025039
Evolution Packers for Cego Legend systems	024487	024486	Available on request: Rehau Total 70S Eurocell Logik Liniar Chamfered Veka M70 Halo Rustique Kommerling C70		

Supplied in box quantities of 12.



FOR COMPOSITE DOORS.



Mila's new Evolution high security hinge for composite doors offers a game-changing combination of high security, slim design and magnetic technology for even faster fitting.

INNOVATIVE DESIGN

The Evolution high security hinge for composite doors delivers installation speed via unique magnetic 'quick fit' technology for fast fitting of the hinge cover. The innovation design locates over guide fins on the sash part of the hinge and high strength N42 Neodymium magnets, with a 09.Kg pull force, secure the hinge cover into place,

Additionally, the clever all-in-one design eliminates the need for end caps or covers for enhanced efficiency for fabricators.

EASY INSTALLATION

The hinge is designed to overlap the frame profile by only 5mm to allow maximum plaster line clearance.

This means that for replacement installations it will reduce the need for frame extensions and for new build installations a smaller frame profile width could be used to comply with the larger clear opening requirements of Approved Document M. The hinge also enables installation of increased energy efficiency products, such as thicker plasterboard around door reveals, to be Approved Document L compliant.

The steel hinge pin and knuckle design offer added strength. Lateral adjustment can be achieved +/-2mm for precision installation.

HIGH PERFORMANCE

The Evolution hinge for composite doors has been independently tested to PAS 24: 2022 for enhanced security, and has achieved 100,000 cycles under 80kg load. It is a Police Preferred Specification product, Secured by Design approved, and is ADQ compliant.

For weather resistance, the hinge has been tested to BSEN 6375-1.

The hinge is backed with the following guarantees:

- **10 years** mechanical for operation reliability
- **10 years** for painted finishes
- **5 years** for plated finishes

**PROFILE
RELATED
VARIANTS
AVAILABLE**

10 FINISHES



POLISHED GOLD



POLISHED CHROME



SMOKEY CHROME



SMOOTH SATIN



BRUSHED



BLACK



WHITE



LIGHT OAK

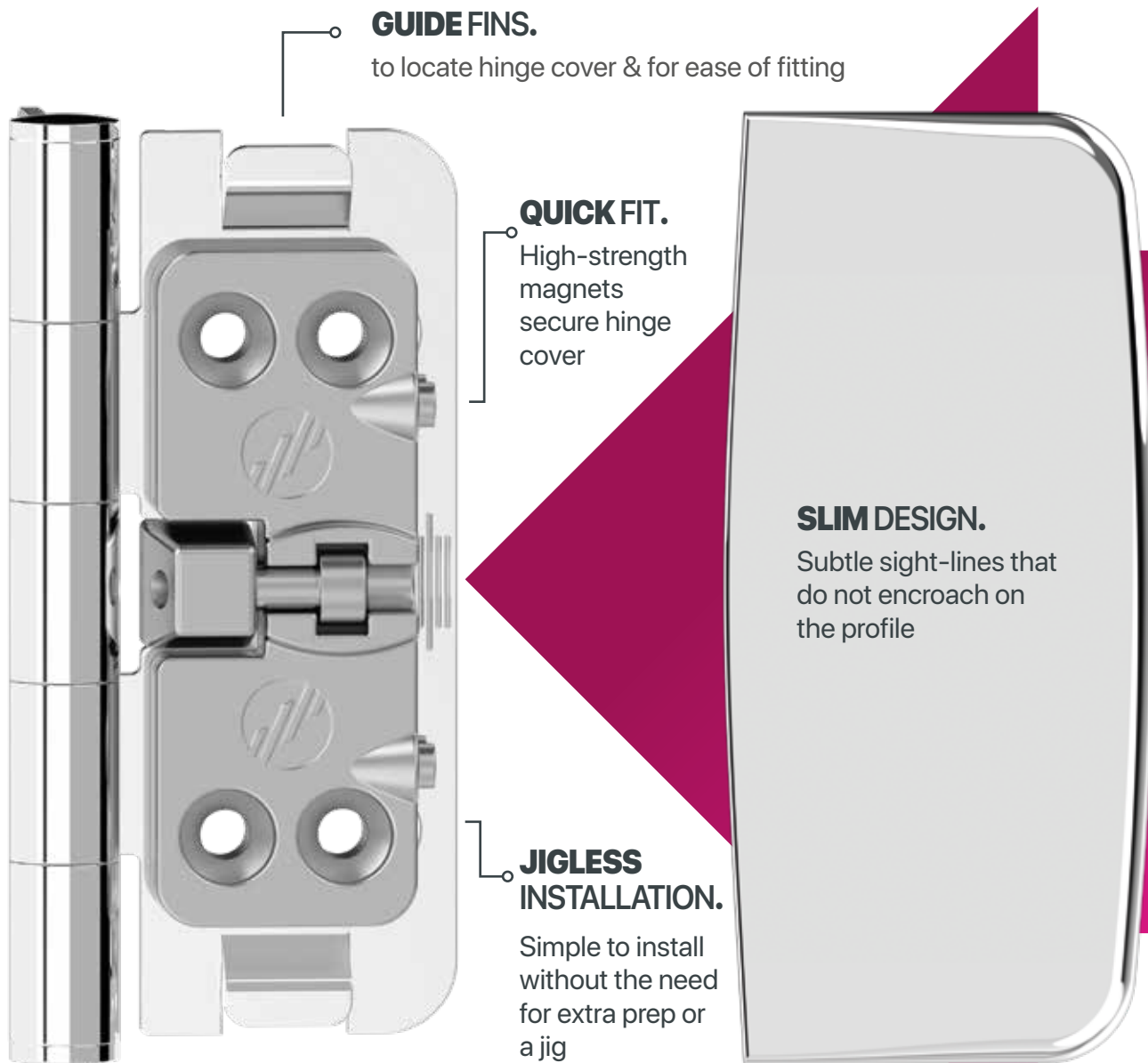


BROWN



ANTHRACITE GREY

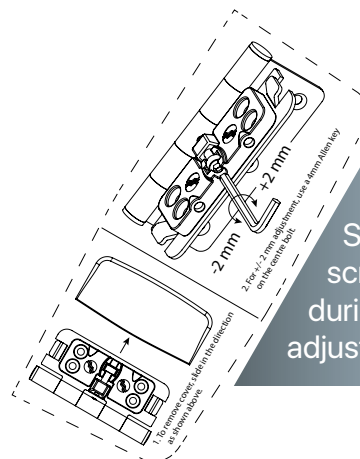
FAST, CLEVER, HIGH PERFORMANCE SLIM & SECURE.



STRONG KNUCKLE DESIGN.
& steel hinge pin for added strength

SUPPLIED FULLY ASSEMBLED.


Ready to fit, straight from the box.



TECH TAPE.

Static cling tape prevents scratching of the hinge cover during installation & features adjustment instructions

MAGNETIC TECHNOLOGY



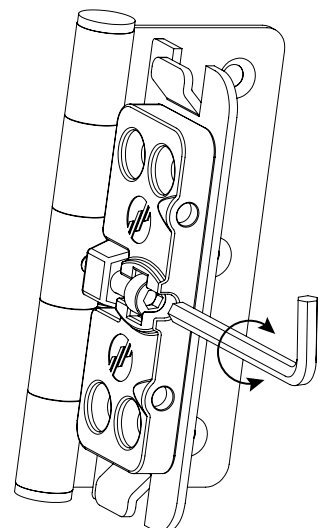
MAGNETIC TECHNOLOGY.

Strong N42 Neodymium Magnets with a 0.9Kg pull force. Magnets located on the inside edge of the sash part & beneath the hinge cover provide a secure 'quick fit'

EASY ADJUSTMENT.

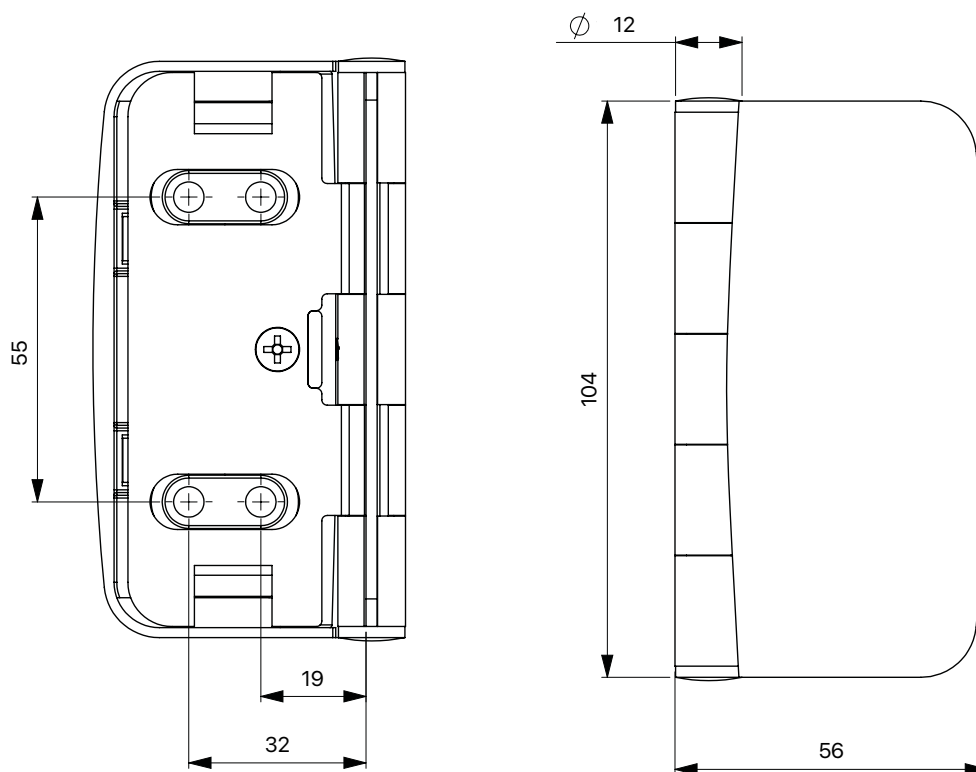
Rotate your Allen key (shown right) to achieve +/-2mm lateral adjustment.

Vertical adjustment can be achieved via frame fixing points (shown left)

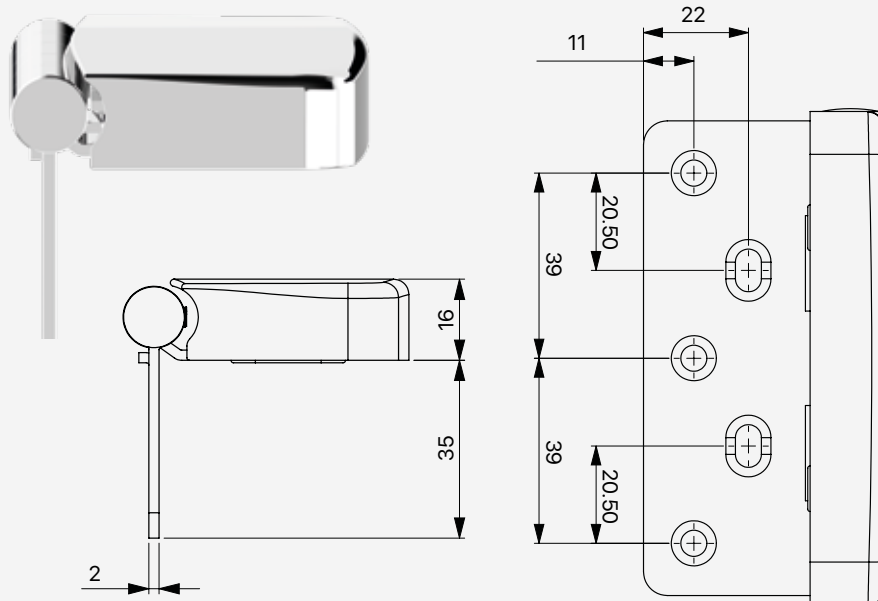


PROFILE RELATED SPECIFICATIONS

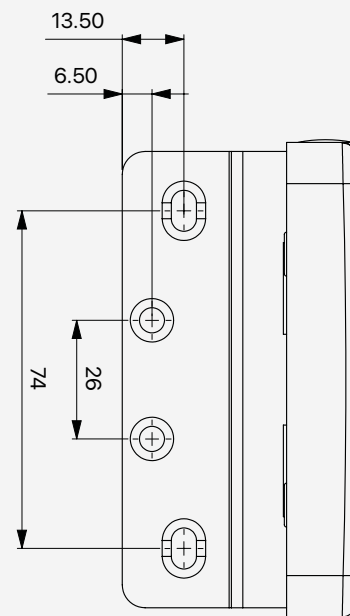
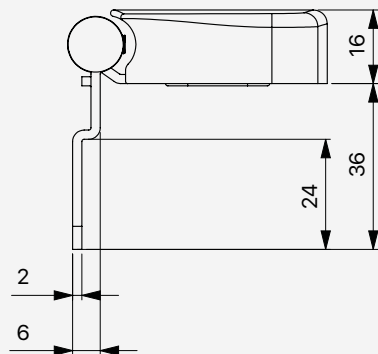

FOR COMPOSITE DOORS



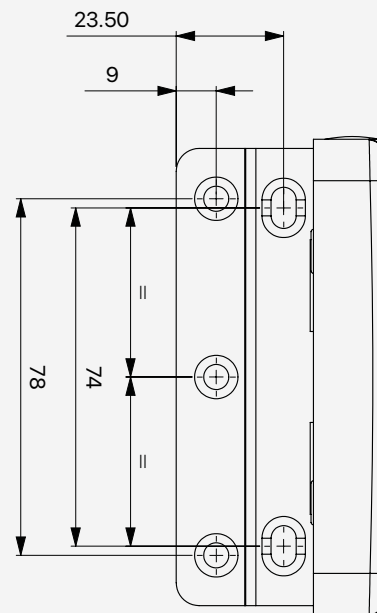
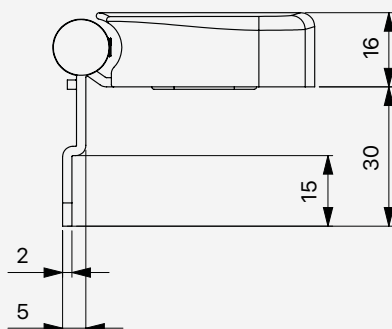
**FOR
UNIVERSAL
APPLICATIONS.**



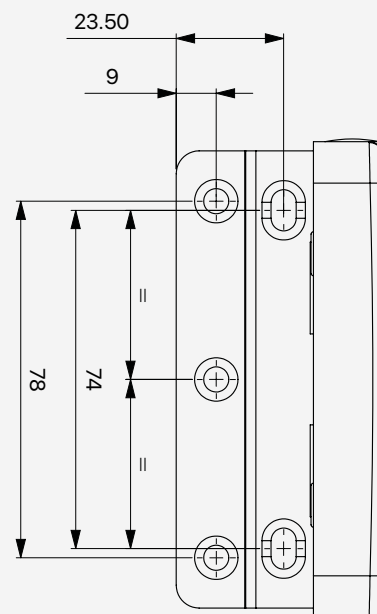
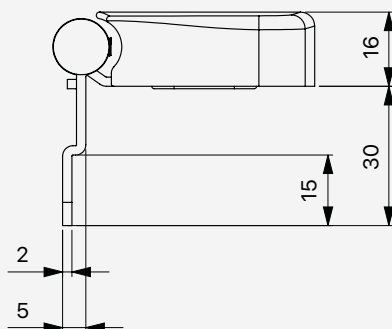
FOR
eurocell
SYSTEMS.



FOR
Linia
SYSTEMS.



FOR
deceuninck
SYSTEMS.



PART NUMBERS



Description	Polished Gold PVD	Polished Chrome	Smokey Chrome	Smooth Satin	Brushed Nickel	Black	White	Light Oak	Brown	Anthracite Grey
Evolution Composite Door Hinge for Universal systems	021402	021404	021407	021409	021406	021405	021400	021403	021401	021419
Evolution Composite Door Hinge for Eurocell systems	021422	021424	021427	021429	021426	021425	021420	021423	021421	021439
Evolution Composite Door Hinge for Liniar systems	021442	021444	021447	021449	021446	021445	021440	021443	021441	021459

Supplied in box quantities of 12.

If you require an alternative profile related option, please contact the Mila sales office on 01327 312 400.