



## **The Harbour Collection**

*Elegance in Every Detail*

### **Lever on Rose**

## **Stainless Steel Door Handle & Escutcheon**



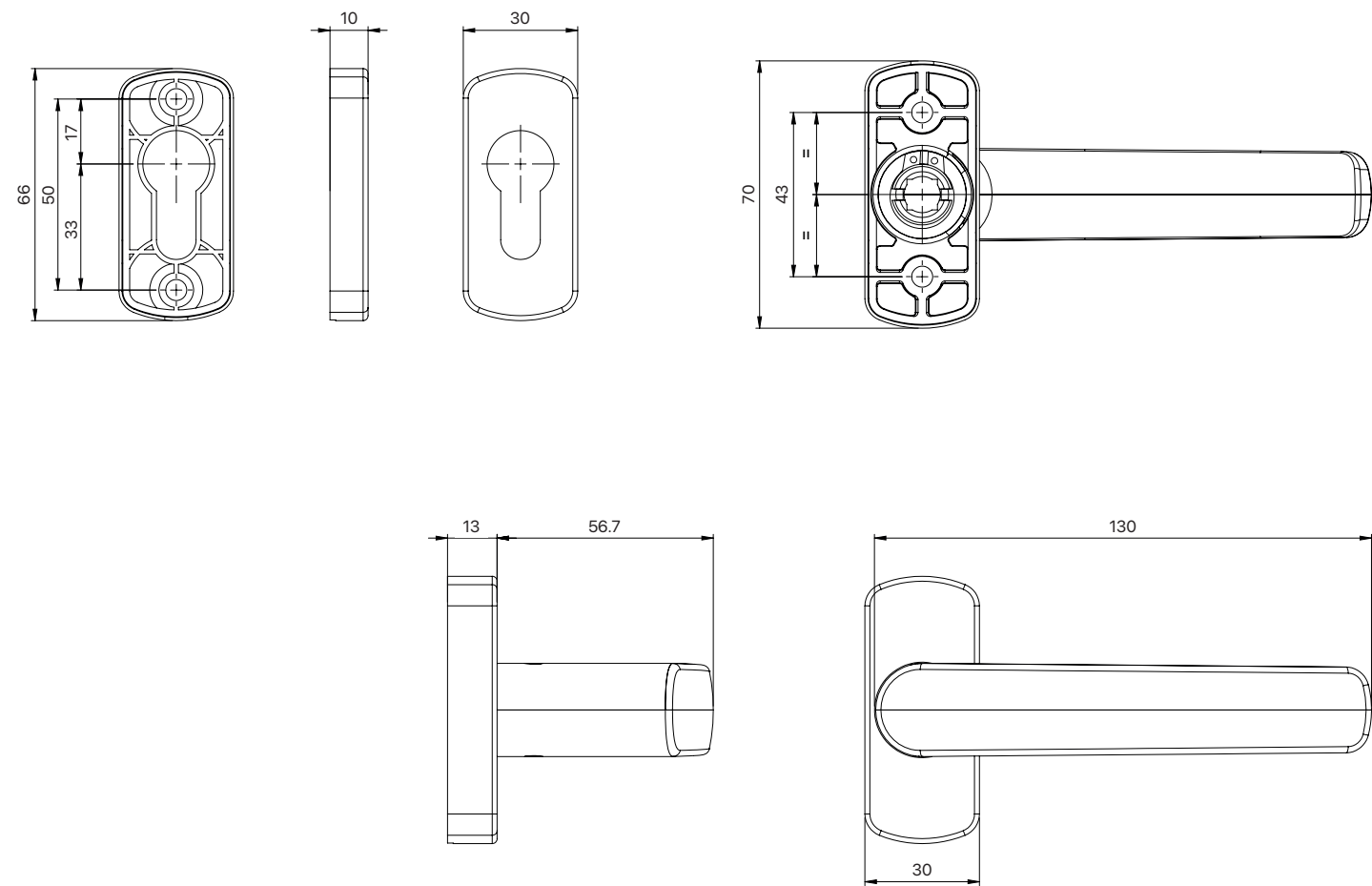
### **Premium Door Hardware.**

### **Unmatched Durability & Style.**


The Harbour Collection lever on rose door handle and escutcheon is crafted to stand the test of time, offering both 25 years surface and mechanical guarantees. With exceptional durability and sleek design, it's the perfect choice for a variety of applications.



Dimensional Drawings



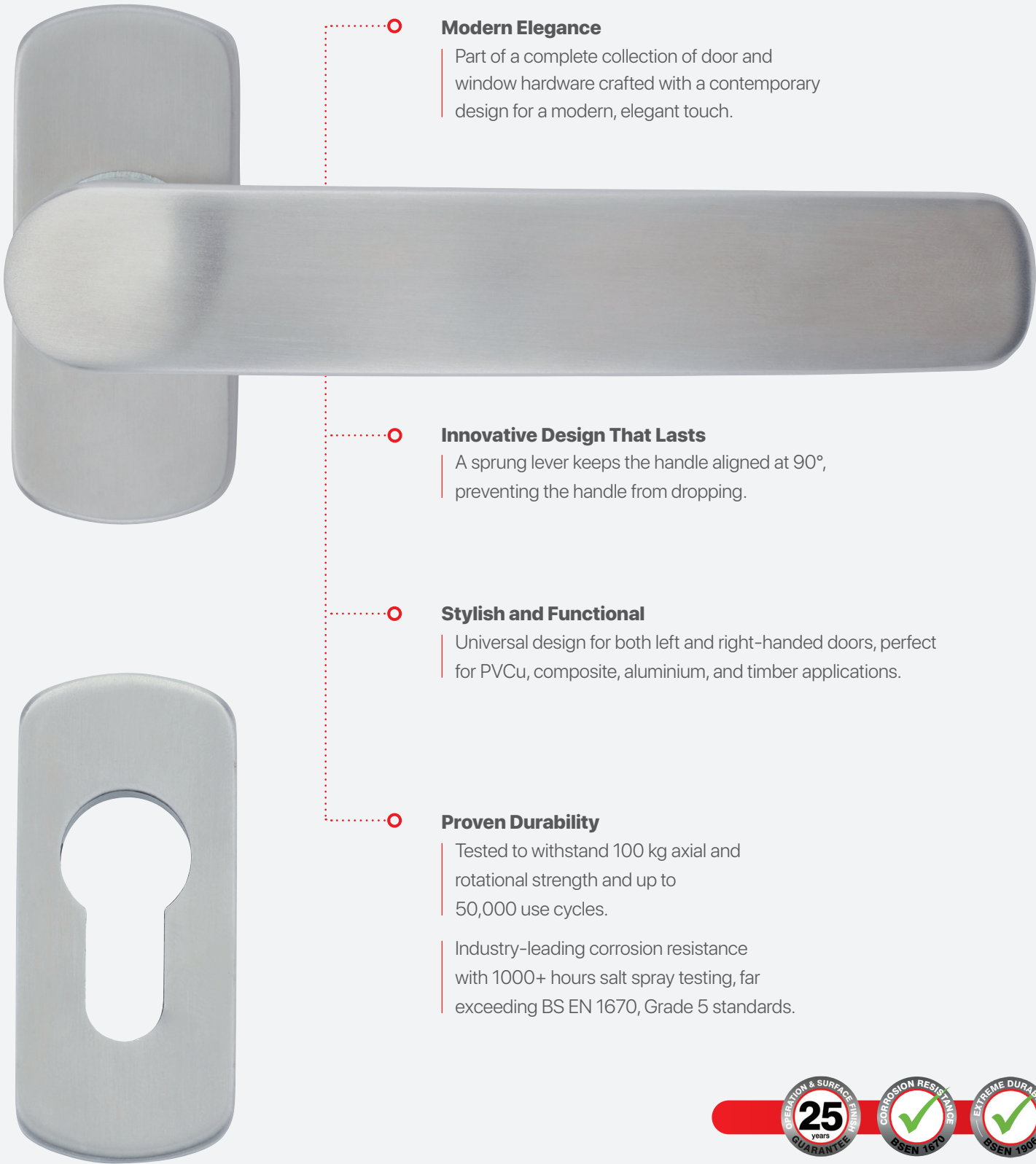
Finishes



Polished and Brushed finishes available in 316 Stainless Steel. PVD and Powder-Coated finishes available in 304 Stainless Steel.

\*Special order only

Elegant Design



Modern Elegance

Part of a complete collection of door and window hardware crafted with a contemporary design for a modern, elegant touch.

Innovative Design That Lasts

A sprung lever keeps the handle aligned at 90°, preventing the handle from dropping.

Stylish and Functional

Universal design for both left and right-handed doors, perfect for PVCu, composite, aluminium, and timber applications.

Proven Durability

Tested to withstand 100 kg axial and rotational strength and up to 50,000 use cycles.

Industry-leading corrosion resistance with 1000+ hours salt spray testing, far exceeding BS EN 1670, Grade 5 standards.



## Part Numbers



Description	Grade	Polished Stainless	Brushed Stainless	Polished Gold PVD Stainless	Luna Grey PVD Stainless	Luna Black PVD Stainless	Powder Coated White Stainless	Powder Coated Black Stainless	Powder Coated Anthracite Stainless
Harbour Stainless Steel Lever on Rose and Escutcheon Set	316	575301	575302	-	-	-	-	-	-
Harbour Stainless Steel Lever on Rose and Escutcheon Set	304	-	-	575304	575300	575306	575308	575307	575309
Harbour Stainless Steel Escutcheon Set	304	-	-	-	575330	575336	-	-	-

The Harbour Collection Lever on Rose Door Handles and Escutcheons are packaged in **boxes of 20**.



## Care, Maintenance & Cleaning

To ensure optimal performance and longevity of your Mila product, please follow these maintenance guidelines:

### Do

-  **Clean Regularly**  
Dust surfaces with a dry cloth or duster.
-  **Gently Wipe**  
Use a soft cloth with warm water and a mild detergent.  
Rinse with clean water and dry thoroughly with a soft cloth.

### Do Not

-  Use abrasive materials that may scratch or damage the surface.
-  Use acid-based cleaning products as they can cause deterioration.

February 2025

**mila.co.uk**

Mila UK, 1 Brunel Close,  
Drayton Fields Industrial Estate,  
Daventry  
Northamptonshire  
NN11 8RB

